



**TRUGLIDE
RECOVERY
FLOOR**

TruGlide Abrasive Recovery Floor



GENERAL DESCRIPTION

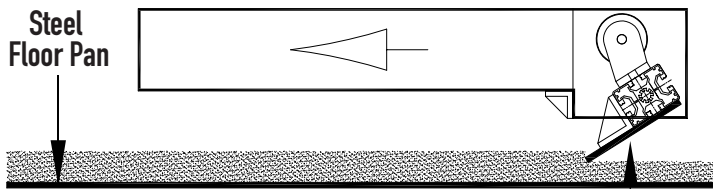
Hard wearing abrasives and high production through put rates put enormous stress on a blastroom abrasive recovery system. If the abrasive recovery system is not built tough it will fail very quickly and result in lots of lost production time for continual repairs and maintenance. Lost production equates to lost revenue. The Blasttechnik TruGlide Abrasive Recovery Floor has been designed specifically to avoid these problems and provide a reliable and productive abrasive recovery system for your blasting application.

Based on a modular bolt together design even the biggest sized blastrooms can be assembled, commissioned and put into production in the minimum amount of time. The Blasttechnik TruGlide Abrasive Recovery Floor may be used with multiple blasting operators without becoming clogged up under the strain of high abrasive flow rates.

With fast and easy installation, low power consumption and minimal maintenance and consumable costs, the Blasttechnik TruGlide Abrasive Recovery Floor will reduce your blasting costs whilst maximising your productivity output.

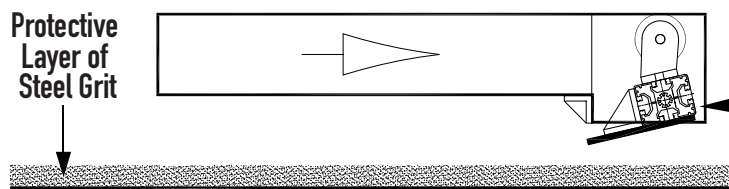
Engineered and built to increase your production output whilst minimising running costs.

HOW IT WORKS



on the forward stroke a thin layer of abrasive is skimmed off the top of the protective layer of abrasive settled in the floor pan.

Hardened Steel Blade



on the reverse stroke the TruGlide blade travels over the top of the protective layer of abrasive settled in the floor pan.

TruGlide Abrasive Recovery Assembly

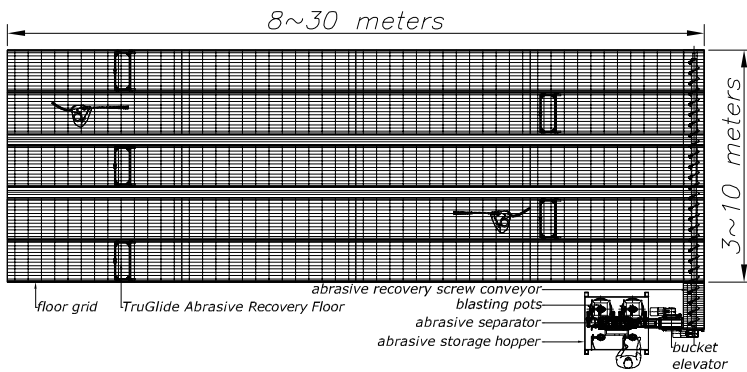
Moving parts and hard abrasive do not mix well in a blastroom. The TruGlide Abrasive Recovery Floor virtually eliminates all moving parts from inside the blastroom. Below the blastroom perforated floor grid are a series of recovery channels into which blasted abrasive and waste fall. A layer of abrasive 10-15mm thick lines the bottom of each channel. This abrasive forms a wear resistant layer to protect the floor from wear. Each channel is fitted with a tough powder coated rack assembly containing a hardened steel blade that travels up and down the length of the blastroom to recover the abrasive and removed contaminants.

As the TruGlide recovery blades are constantly moving they are only exposed to flying abrasive for a brief few seconds on each stroke. This feature, along with the protective layer of abrasive in each channel, virtually eliminates wear and tear. This allows the recovery floor to run continuously day in and day out to keep up with the most demanding production schedules. More production equates to more revenue.

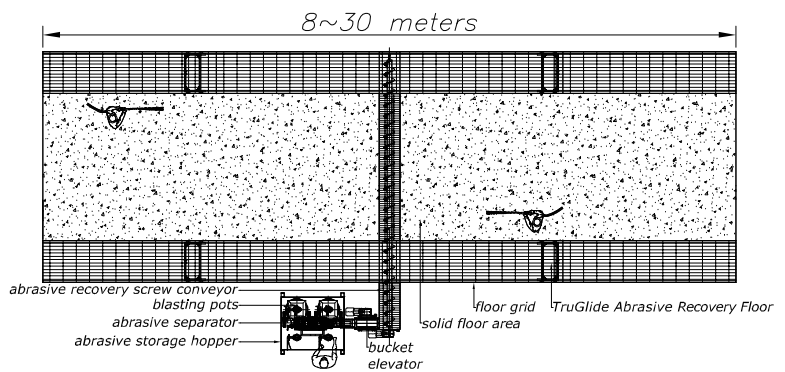
TRUGLIDE ABRASIVE RECOVERY FLOOR CONFIGURATIONS

TruGlide Abrasive Recovery Floors are built in various configurations to suit your operating and production requirements. Illustrated here are some typical installation options. Floors are tailor made to perfectly match your requirements.

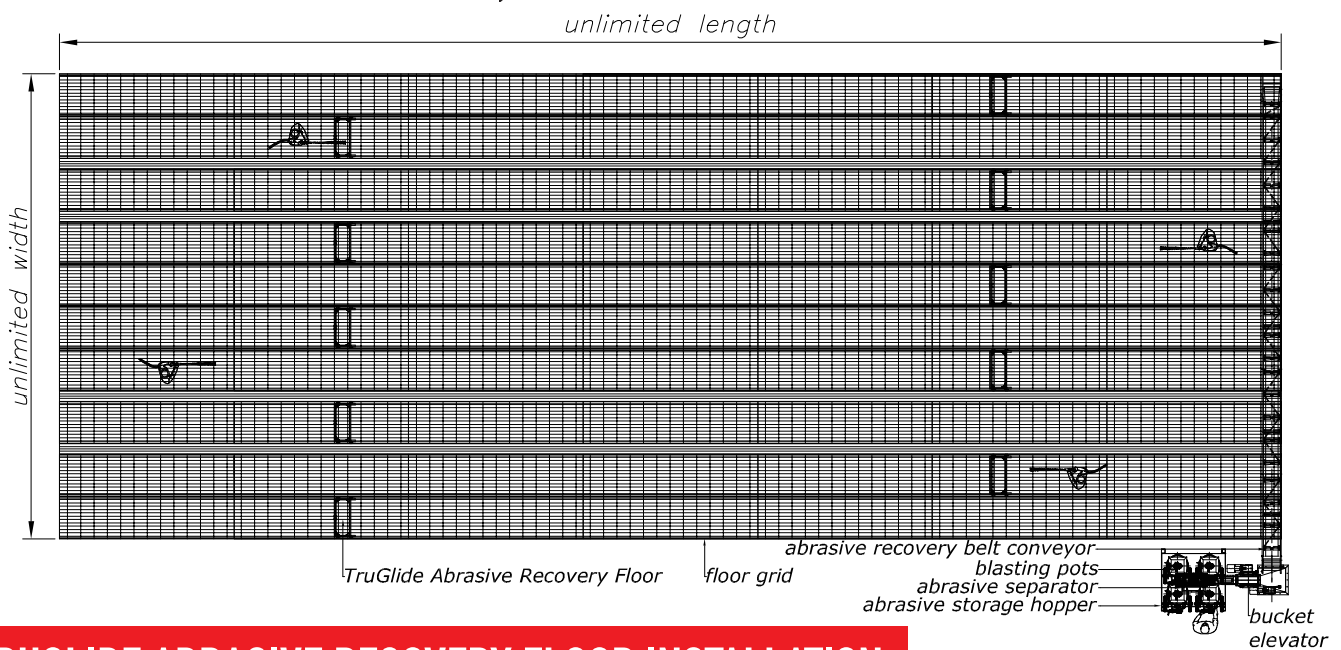
TYPICAL FULL RECOVERY FLOOR



TYPICAL PARTIAL RECOVERY FLOOR



TYPICAL MEGA SIZE RECOVERY FLOOR



TRUGLIDE ABRASIVE RECOVERY FLOOR INSTALLATION

TruGlide Abrasive Recovery Floors are modular design and simple and quick to install. No need to waste money on deep concrete floor excavations, just a simple shallow rectangular pit and the recovery floor will drop in and bolt together.



TRUGLIDE ABRASIVE RECOVERY FLOOR - KEEPING IT SIMPLE



SIMPLE PRICE

The TruGlide Abrasive Recovery Floor does not require a lot of materials to make, therefore we can keep the costs down and sell to you cheaper. Our scope of supply also includes steel floor pans and grating so you won't have any unpleasant hidden cost surprises having to supply these items yourself.

SIMPLE OPERATION AND MAINTENANCE



The simple concept of minimal moving parts inside the blastroom ensures the TruGlide Abrasive Recovery Floor keeps on running. Press the start button and start blasting and the recovery floor will take care of returning and cleaning the abrasive ready for reuse. The floor design ensures minimal maintenance is required. Occasional maintenance and adjustment with basic hand tools is all that is required.



SIMPLE INSTALLATION

The TruGlide Abrasive Recovery Floor is a modular bolt together design. You supply a simple concrete foundation, to our design, and we will drop in the floor and bolt it together. The recovery floor is quick and easy to install. Within a very short period you will be up and running and blasting in production.

SIMPLE RUNNING COSTS



The TruGlide Abrasive Recover Floor is extremely energy efficient. Full floor abrasive recovery can be achieved in small blastrooms for 15kw. Even very large blastrooms require only 25kw for full floor recovery. This minimal power requirement can provide abrasive recovery for multiple blasters and is a fraction of the power required for pneumatic and vacuum recovery systems. The TruGlide Abrasive Recover Floor will provide you with substantial yearly power bill savings.

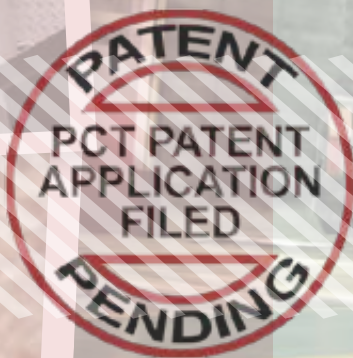


**Blasttechnik
Blastrooms**
Productivity by Design

Blasttechnik Pte Ltd
10 Admiralty Street #02-69
North Link Building
Singapore 757695

Tel: +65 6505 9098
Fax: +65 6245 8785

www.blasttechnik.com
www.facebook.com/BlasttechnikBlastrooms
sales@blasttechnik.com
www.youtube.com/user/blasttechnik



TruGlide recovery floor installed around the world.

© 2013 Blasttechnik Pte Ltd

